

Hosted by: Kanata Beaverbrook Community Assoc.

Supported by EnviroCentre and Ontario Trillium Foundation

Organized by Transportation Action Committee
Kanata-North, Councilor Wilkinson's office, City of
Ottawa Safer Roads Ottawa, EnviroCentre's Sustain
Kanata North



Ontario
Trillium
Foundation



Fondation
Trillium
de l'Ontario

An agency of the Government of Ontario.
Un organisme du gouvernement de l'Ontario.



envirocentre



Transportation
Action
Committee
Kanata North



sustain
YOUR COMMUNITY



Mobile Bike Rodeo

Sunday June 4th, 2017

1 pm - 4 pm

Start and end at W. Erskine Johnston
Public School, 50 Varley Drive, Kanata

Name: _____

11 back cover

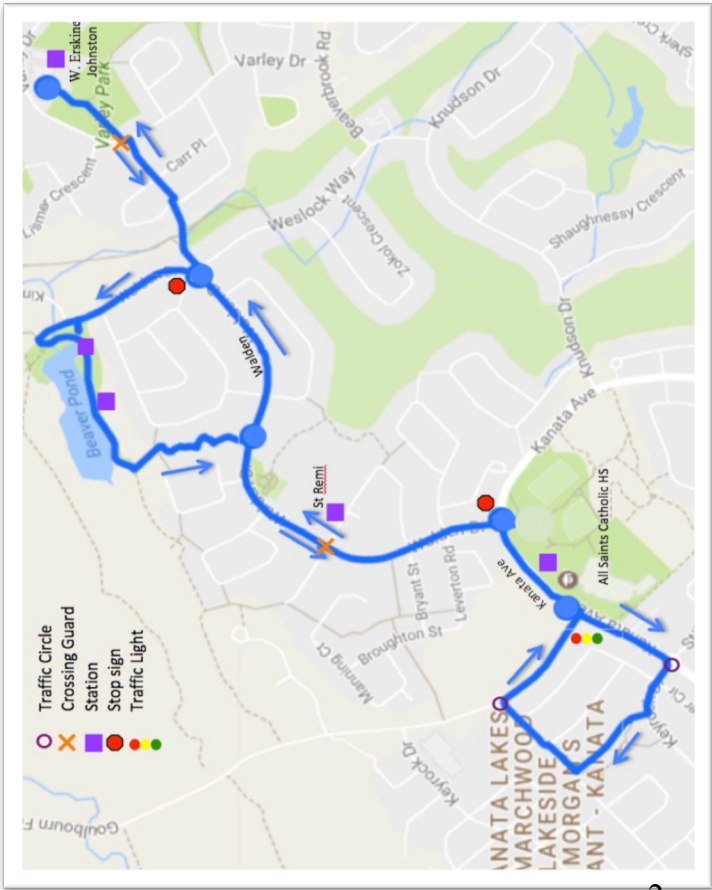
front cover




Congratulations !

_____ has
completed the Pedal Play Mobile Bike Rodeo
on June 4, 2017
in Kanata North

Ride Safely and Have Fun!



Thanks to our
Official Sponsors



www.pedalplaymobilebikerodeo.com
Follow us on Facebook and Twitter

Prizes and Food Donated by

Special Thanks to
Ottawa Safety Council, Crossing Guard
Volunteers, MobiVelo, City Of Ottawa,
OPP, Councilor Wilkinson and staff, and
the dedicated volunteers who worked hard
to organize this event!

For more family-friendly information,
check out the Young Cyclists Guide
available at www.mto.gov.on.ca

1 inside front cover

10

WEJ Station
Helmet Fitting
and
Basic Bike
Maintenance
2 stickers

All Saints
Station
Speed Bumps,
Traffic Circles,
and Crossovers
3 stickers

Always wear a helmet whenever you ride a bike!
Check the fit regularly.

Remember

- two fingers between the brow and the helmet
- V-shape straps below the ears
- one finger between chin strap and chin




St Remi Station

One-meter rule and Large Trucks

2 stickers



- Remember drivers in large trucks can't easily see cyclists.
- Always be aware of blind spots.
- Be very careful around garbage trucks.
- When you are going around a parked car, give space in case somebody opens the door. Always leave one meter so you don't get "doored."




7

WEJ Station

Hand Signals Figure 8's Mini Mainstreet

3 stickers




4

Beaverpond
Station 1
Blanding Turtle
and the
Environment
1 sticker



Help keep our waterways clean! (info to be obtained from Nick Stowe)

- pick up garbage especially plastic that clogs waterways
- ride your bike to go places more often
- watch out for turtles

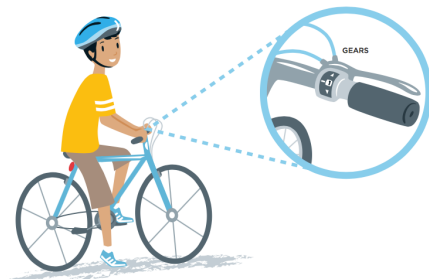


5

Beaverpond
Station 2
Gear
Changing
on a Hill
1 sticker



Practice changing gears, so that you can use them when you need them, like climbing a hill or starting fast from a stop. Pedaling should be easy so you don't get tired. Gears can make cycling even more fun!



6